

# Register for a New PACER Account

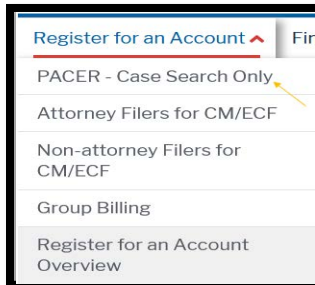
United States District Court, District of New Mexico



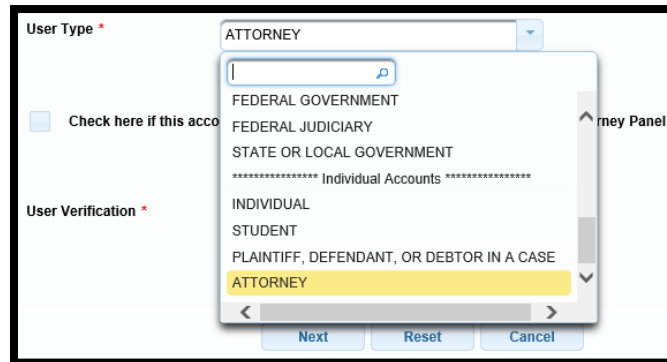
1. Navigate to <https://pacer.uscourts.gov>.
2. Click on the **REGISTER for an Account** tab.



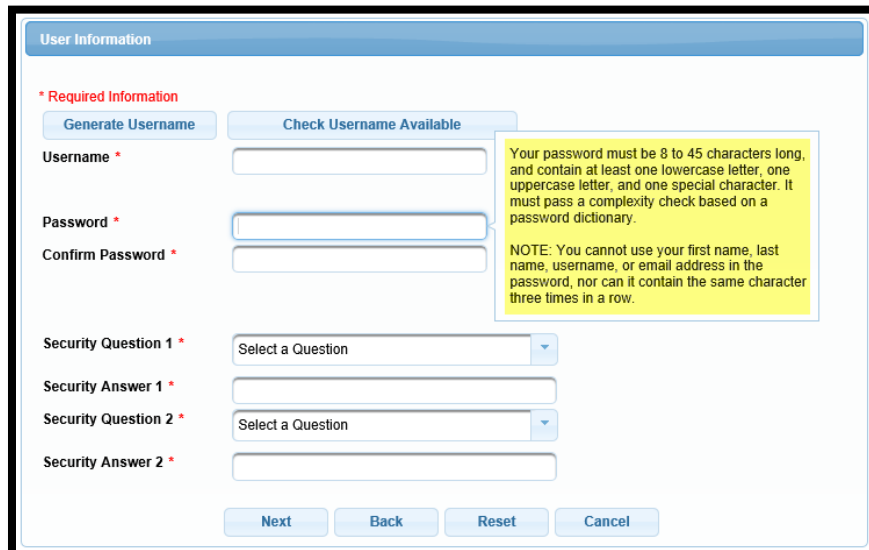
3. From the left menu options, select **PACER - Case Search Only** and Click the **Register for a PACER account**.



4. Complete the registration form. If you are an attorney, select **ATTORNEY** as your user type. Click **Next** when finished.



5. Create a **Username** and **Password**, and select **Security Questions**. Click **Next** when finished.



6. Enter **payment information** if desired.

*Please Note: **Providing a credit card is optional.** If you would like to register without providing a credit card, click **Next** without entering any information on the screen. For instant access to PACER, we will validate the credit card information you provide. There is no registration charge; however, the credit card will be charged quarterly for any fees incurred. If you submit your registration request without providing credit card information, you will receive an activation code by U.S. mail in 7-10 business days.*

7. Read and acknowledge the policies and procedures.
8. You will receive a confirmation page. For questions, **please contact PACER at 1-800-676-6856.**